

# DCS-T1Y1(-O)

## OUTDOOR IP CAMERA

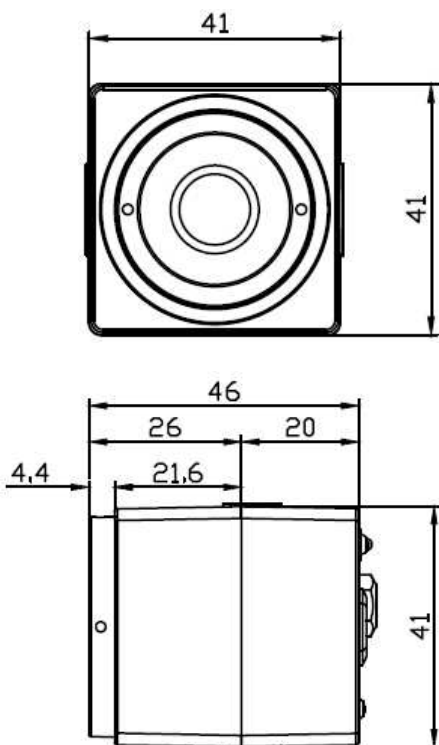


### Main Features

- 1/2.8" 2MP Sony Starvis CMOS Sensor
- 2 Mega Pixels (Max. 1080p25/30)
- C/CS Lens Mount (ICR or non-ICR)
- WDR, DSS(Sens-up), 3DNR Supported
- OSD Supported (Optional)
- HD-SDI / EX-SDI Ver. 1 / EX-SDI Ver. 2 Video Outs Supported
- CVBS or AHD, TVI, CVI Video Out can be selectable
- Box Miniature Housing (41x41mm)



### Dimension



### Specifications

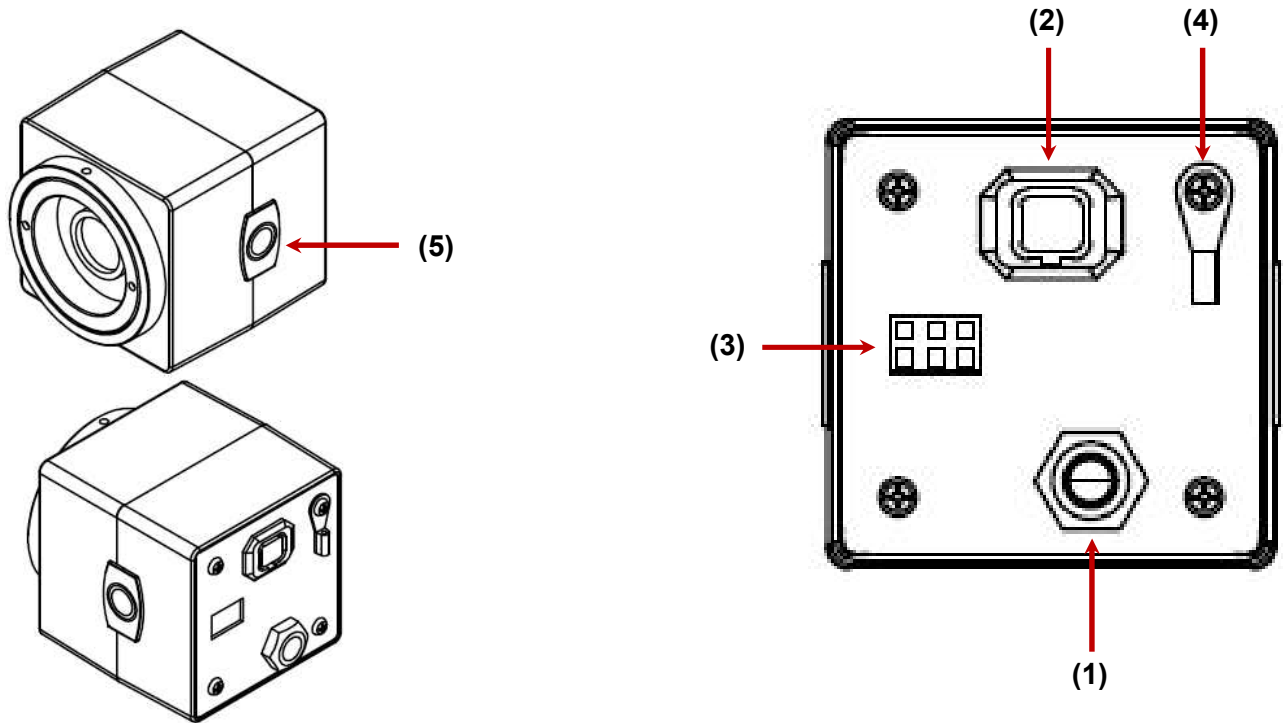
Model	DCS-T1Y1	DCS-T1Y1-O
Signal System	HD-SDI (Serial Digital Interface)	
Pickup Device	<b>1/2.8"(D-6.46mm) 2.12M Sony CMOS Sensor</b>	
Scanning System	Progressive Scan (16:9 )	
Sync. System	Internal	
Total Pixels	2.16MP [1,945(H)x1,109(V)]	
Active Pixels	2.12MP [1,937(H)x1,097(V)]	
Min. Illumination	<b>0.01Lux(F2.5 - 30IRE), 0.005Lux(ICR on)</b>	
TDN ICR	Yes	
Video Out 1 (BNC)	HD-SDI: 1080p25/30, 720p25/30, 720p50/60, 1080i50/60 EX-SDI: 1080p25/30/50/60, 720p25/30/50/60, 1080i50/60	
Video Out 2 (BNC)	Analog CVBS or AHD, TVI, CVI AHD, TVI and CVI: 1080p@25/30 / Analog CVBS: D1	
Lens	Option	
Lens (Mount)	C / CS type	
Angle of View	N/A	
OSD	N/A	OSD Cable
Camera Title	Off, On(Max. 8 Characters)	
Language	English, Chinese(Simplified), Chinese(Traditional), Japanese, Korean	
Exposure	ELC (Manual)	
White Balance	AWB, ATW, Push Lock, Manual	
BLC	Off, HLC, BLC, WDR	
Day & Night Mode	AUTO, COLOR, B/W, EXT	
Gain Control	AGC (0~10)	
Electronic Shutter	1/25(30)~1/25,600(30,000)sec	
Noise Reduction	<b>3DNR (Off, Low, Middle, High)</b>	
DSS(Sens-up)	<b>X32</b>	
Mirror	Off, On(Mirror, Flip, Rotation)	
Other Features	Motion Detection (4 Zones), Privacy Mask (16 Zones), ACE, D-Zoom, Defog, Gamma, Shading etc.	
Communication	N/A	
Power Source	DC12V	
Power Consumption	Less than 1.7 Watts (140mA)	
Operating Temp.	-10℃ ~55℃ (Humidity :0%RH ~ 90%RH)	
Size (mm)	41(W) x 41(H) x 46(D) (Without C-Mount Bracket)	
Weight	167g (Giftbox Packing)	177g (Giftbox Packing)

### Option

- Lens (CS)
  - 2.8~12mm
  - 5~50mm
- Cable Length

# DCS-T1Y1(-O)

## MINI BOX CAMERA



**(1) Cable Out**

4.5phi Cable output: DC Power Input, SDI & Analog Video Output, OSD.

**(2) DC IRIS**

Not in use for SDI

**(3) OSD & Etc.**

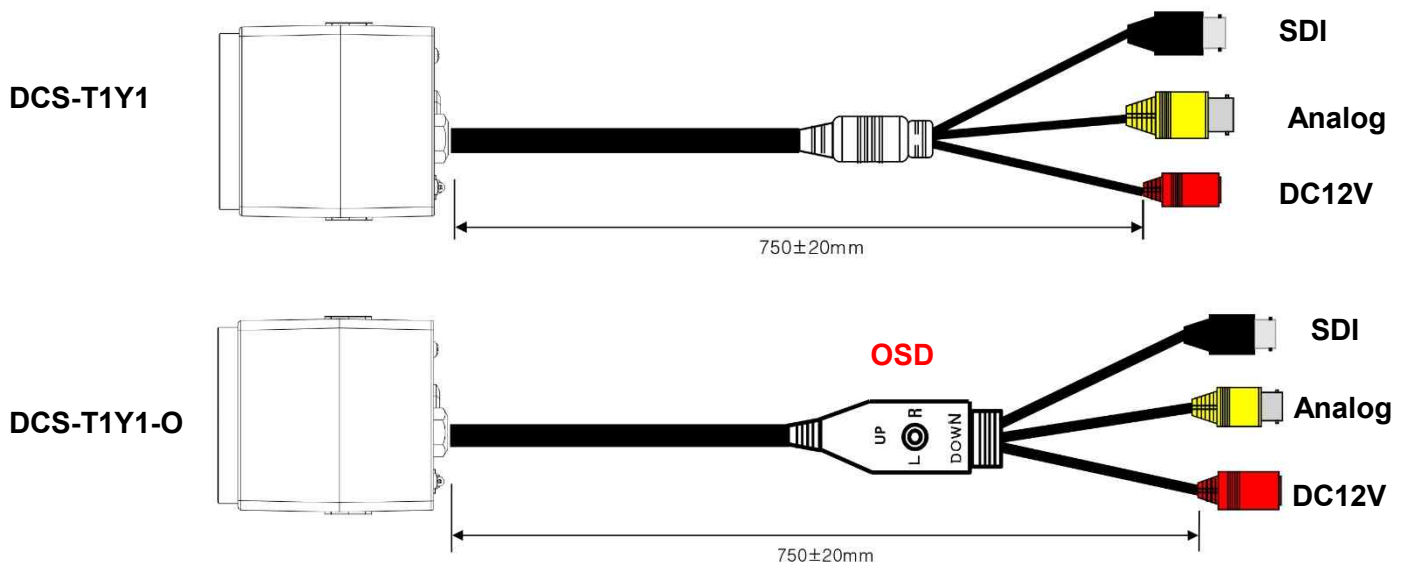
Not in use for SDI

**(4) Earth Connection**

Any of the four flathead screws can be used for the earth connection if needed

**(5) Camera Mounting / Fixing Holes**

1/4" UNC 20 \* 2ea, Available for Side-to-side or Up-down positions



SETUP MENU	SUB MENU 1	SUB MENU 2	SUB MENU 3	VALUE
EXPOSURE	BRIGHTNESS			0 ~ 20
	SHUTTER	AUTO		NORMAL/DEBLUR
		MANUAL		NTSC : 1/30,60,120,250,500,1K,2K,4K,8K,15K,30K PAL : 1/25,50,100,200,400,800,1.6K,3.2K,6.4K,12.8K,25.6K
		FLICKER		
	SENS-UP			OFF/ X2/ X4/ X8 / X16 / X32
	AGC			0 ~ 10
BACKLIGHT	OFF			
	HLC	LEVEL		0 ~ 20
		COLOR		BLK,WHT,YEL,CYN,GRN,MAG,RED,BLU
	BLC	H-POS		0 ~ 20
		V-POS		0 ~ 20
		H-SIZE		0 ~ 20
		V-SIZE		0 ~ 20
	WDR	WEIGHT		LOW/ MIDDLE/ HIGH
DAY&NIGHT	AUTO	D>N THRES		0(bright) ~ 20(dark)
		N>D THRES		0(bright) ~ 20(dark)
		DELAY		0 ~ 9sec, 10sec, 15sec
		BURST		OFF/ON
	COLOR			
	B&W	BURST		OFF/ON
	EXT.D&N	SMART IR		OFF/ON
		SAT. LEVEL		0 ~ 20
		EXTERN SW		HIGH/LOW
		DELAY		0 ~ 9sec, 10sec, 15sec
		BURST		OFF/ON
WHITE BAL	AWB	AUTO		
		AUTOext		
		PRESET		Press ENTER key
		MANUAL	C-TEMP.	3000K/ 5000K/ 8000K
			R-GAIN	0 ~ 20
			B-GAIN	0 ~ 20
	COLOR GAIN			0 ~ 20
DNR				OFF/ LOW/ MIDDLE/ HIGH
IMAGE	SHARPNESS			0 ~ 10
	GAMMA			0.45/ 0.55/ 0.65/ 0.75
	MIRROR			
	FLIP			
	D-ZOOM			1.0X ~ 16.0X
	ACE			OFF/LOW/ MIDDLE/ HIGH
	DIS (DCC-1Y60 only)	OFF		
		ON	RANGE	10%, 20%, 30%
			FILTER	LOW/ MIDDLE/ HIGH
			AUTO C	OFF/ HALF/ FULL
	DEFOG	OFF		
		ON	MODE	AUTO/MANUAL
			LEVEL	LOW/ MIDDLE/ HIGH
	SHADING	OFF		
		ON	WEIGHT	0~100% (100%)

SETUP MENU	SUB MENU 1	SUB MENU 2	SUB MENU 3	VALUE
IMAGE	PRIVACY	BOX	OFF/ON	
			ZONE NUM	0~15
			ZONE DISP	OFF/ON
			H-POS	0~60
			V-POS	0~34
			H-SIZE	0~60
			V-SIZE	0~34
			Y LEVEL	0~20
			CB LEVEL	0~20
			CR LEVEL	0~20
			TRANS	0~3
		POLYGON	OFF/ON	
			ZONE NUM	0~7
			ZONE DISP	OFF/ON
			POS0-X ~POS3-X	0~120
			POS0-Y~POS3-Y	0~68
			Y LEVEL	0~20
			CB LEVEL	0~20
			CR LEVEL	0~20
			TRANS	0~3
MOTION	OFF			
	ON	DET WINDOW	WINDOW USE	0~3
			WINDOW ZONE	OFF/ON
			DET H-POS	0~60
			DET V-POS	0~34
			DET H-SIZE	0~60
			DET V-SIZE	0~34
		SENSITIVITY		0~10 (5)
		MOTION OSD		OFF/ON
		TEXT ALARM		OFF/ON
SYSTEM	COMM	CAM ID		0 ~ 255 (1)
		BAUDRATE		2400,4800,9600,57600,115200
		CAM ID DISPLAY		OFF/ON
	OUTPUT	FRAME RATE	HD-SDI	1080P_30(25), 1080i_60((50). 720P_60(50), 720P_30(25),
			EX-SDI	1080P_60(50), 1080P_30(25), 1080i_60(50), 720P_60(50), 720P_30(25)
		FREQ		50Hz(PAL) / 60Hz(NTSC)
		SDI MODE		HD-SDI / EX-SDI
		SDI OUT MODE	EX-SDI	135M(V2.0), 135M+(V2.1), 270M(V1.0)
			HD-SDI	Fixed [1.5G]
			1080p60(50)	Fixed [270M]
		ANALOG MODE		CVBS, HD_T, HD_C, HD_A
		CVBS OUT MODE		CUT, FULL
	LANGUAGE			ENGLISH, CHINESE, CHINESE(S), JAPANESE, KOREAN
	CAM TITLE	OFF		
		RIGHT UP		0 ~ 9, A ~ Z, blank
		LEFT DOWN		0 ~ 9, A ~ Z, blank
FACTORY DEFAULT				Reset to factory setting
EXIT				Exit SETUP menu