

DCM-F1E0-4(R)

HD-SDI MINIATURE CAMERA

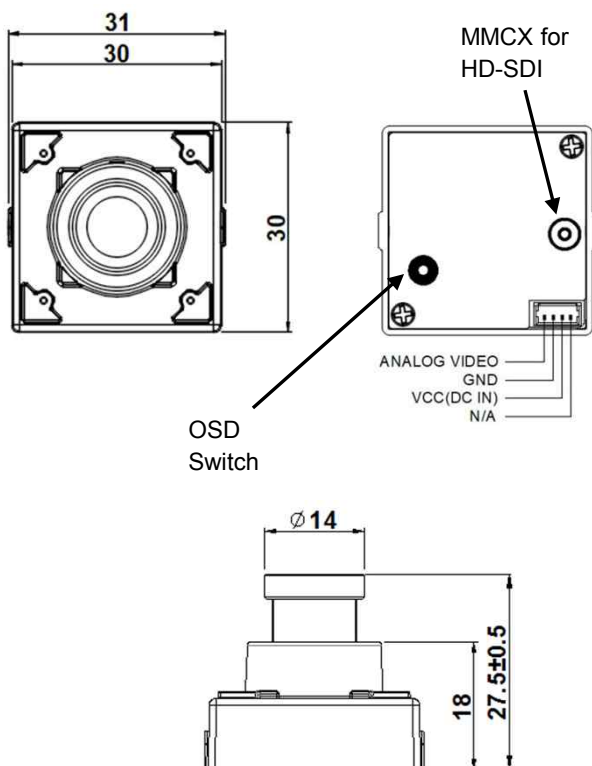


Main Features

- 1/2.8" Sony 2.9µm Pixel Progressive Starvis Color CMOS Sensor
- Approx. 2.12 Mega Pixels (Max. 1080p)
- Fixed Board Lens
- WDR / 3D-DNR / DSS (Sens-up) Supported
- Built-in OSD Switch
- HD-SDI(EX-SDI) and CVBS Video Output Supported
- Wide Operating Voltage Range (DC5~15V)
- Optionally Pelco-D and Parantek Serial Protocol Supported
- Box Miniature Housing(30x30) with U type swivel bracket



Dimension



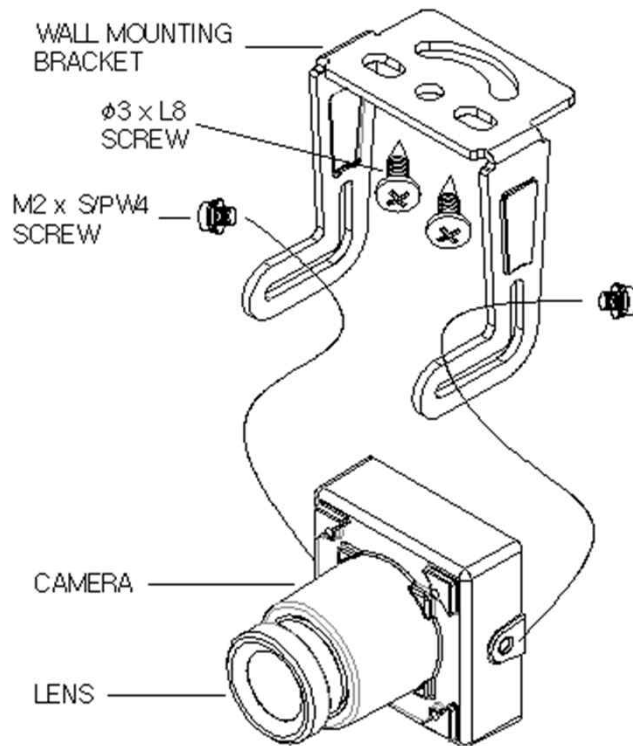
Specifications

Model	DCM-F1E0-4	DCM-F1E0-4R
Signal System	HD-SDI (Serial Data Interface) or EX-SDI	
Pickup Device	1/2.8"(D-6.46mm) 2.12M Sony CMOS Sensor	
Scanning System	Progressive Scan (16:9)	
Sync. System	Internal	
Total Pixels	2.16MP [1,945(H)x1,109(V)]	
Active Pixels	2.12MP [1,937(H)x1,097(V)]	
Min. Illumination	0.01Lux(F2.5 - 30IRE), 0.0003Lux(DSS on)	
No. of IRED	N/A	
Video Out 1 (BNC)	HD-SDI: 1080p25/30, 720p25/30, 720p50/60, 1080i50/60 EX-SDI: 1080p25/30/50/60, 720p25/30/50/60, 1080i50/60	
Video Out 2 (BNC)	Analog CVBS or AHD, TVI, CVI AHD, TVI and CVI: 1080p@25/30 / Analog CVBS: D1	
Lens	f=4mm, F2.5	
Lens (Mount)	Board type (M12)	
Angle of View	92.5°(D), 78°(H), 44.5°(V)	
OSD	Via 5-directional OSD Tact-switch	
Camera Title	Off, On(Max. 8 Characters)	
Language	English, Chinese(Simplified), Chinese(Traditional), Japanese, Korean	
Exposure	AE, Manual	
White Balance	AUTO, AUTOext, Preset, Manual	
BLC	Off, HLC, BLC, WDR	
Day & Night Mode	AUTO, COLOR, B/W	
Gain Control	AGC (0~10)	
Electronic Shutter	1/25(30)~1/25,600(30,000)sec	
Noise Reduction	3DNR (Off, Low, Middle, High)	
DSS(Sens-up)	X32	
Mirror	Off, On(Mirror, Flip, Rotation)	
Other Features	Motion Detection (4 Zones), Privacy Mask (16 Zones), ACE, D-Zoom, Defog, Gamma, Shading etc.	
Communication	N/A	UART RS232C TTL3.3V Parantek & Pelco-D Protocol (9600bps, ID:1)
Microphone	N/A	
Power Source	DC 5~15V	
Power Consumption	Less than 1.6 Watts (130mA)	
Operating Temp.	-10℃ ~ 55℃ (Humidity :0%RH ~ 90%RH)	
Size (mm)	30 x 30	
Weight	115 g (gift-box packing)	120 g (gift-box packing)

Option

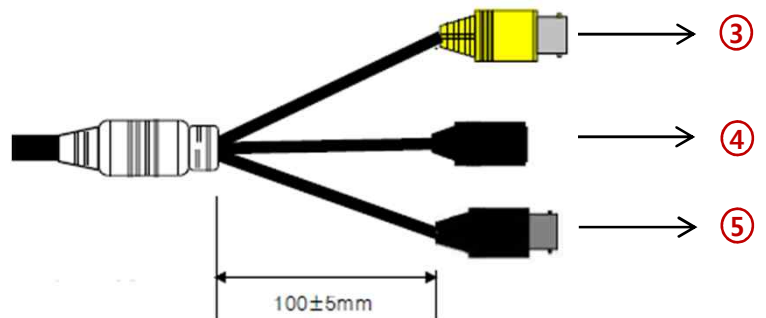
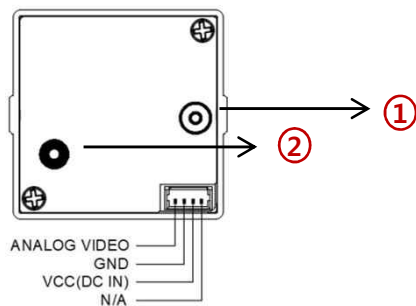
- Lens (Fixed)
f=1.1mm(Fish-eye 180°), 1.7mm, 2.1mm, 2.5mm, 2.8mm, 3.3mm, 3.6mm, 6mm, 8mm, 12mm, 16mm, 25mm, Pinhole 4.3mm, Manual V/F 2.8~12mm

Camera Mounting Instruction

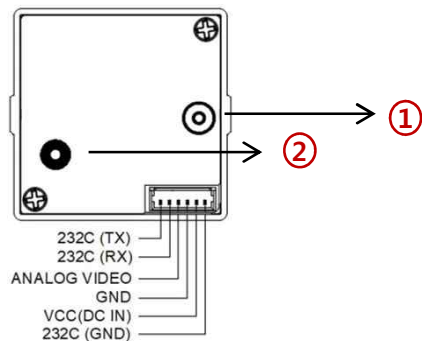


- There are three(3) of each Ø3xL8 screw and M2xS/PW4 screw together with a swivel bracket in the accessory package.
- Please use two(2) of the screws as shown left. We are providing one of each extra screw in the package.
- If you do not use M2xS/PW4 screws provided, it can **damage** the camera board inside housing. Such the damage will be your responsibility.

DCM-F1E0-4



DCM-F1E0-4R



	Function	I/O	Note	Remarks
①	SDI Video Out	OUT	MMCX	to ⑤
②	OSD Joystick	N/A	5-directional OSD Switch	
③	CVBS Video OUT	OUT	Video signal output (BNC)	75 Ω
④	POWER	IN	Camera power input	DC5~15V
⑤	SDI Video OUT	OUT	Video signal output (BNC)	

SETUP MENU	SUB MENU 1	SUB MENU 2	SUB MENU 3	VALUE
EXPOSURE	BRIGHTNESS			0 ~ 20 (10)
	SHUTTER	AUTO		NORMAL /DEBLUR
		MANUAL		NTSC : 1/30 ,60,120,250,500,1K,2K,4K,8K,15K,30K PAL : 1/25 ,50,100,200,400,800,1.6K,3.2K,6.4K,12.8K,25.6K
		FLICKER		
	SENS-UP			OFF / X2/ X4/ X8 / X16 / X32
	AGC			0 ~ 10 (8)
BACKLIGHT	OFF			
	HLC	LEVEL		0 ~ 20 (10)
		COLOR		BLK ,WHT,YEL,CYN,GRN,MAG,RED,BLU
	BLC	H-POS		0 ~ 20 (6)
		V-POS		0 ~ 20 (5)
		H-SIZE		0 ~ 20 (7)
		V-SIZE		0 ~ 20 (7)
	WDR	WEIGHT		LOW/ MIDDLE / HIGH
DAY&NIGHT	AUTO	D>N THRES		0(bright) ~ 20(dark) (13)
		N>D THRES		0(bright) ~ 20(dark) (7)
		DELAY		0 ~ 9sec, 10sec, 15sec (0 Sec)
		BURST		OFF/ ON
	COLOR			
	B&W	BURST		OFF/ON
WHITE BAL	AWB	AUTO		
		AUTOext		
		PRESET		Press ENTER key
		MANUAL	C-TEMP.	3000K/ 5000K / 8000K
			R-GAIN	0 ~ 20 (10)
			B-GAIN	0 ~ 20 (10)
	COLOR GAIN			0 ~ 20 (10)
DNR				OFF/ LOW/ MIDDLE / HIGH
IMAGE	SHARPNESS			0 ~ 10 (8)
	GAMMA			0.45/ 0.55 / 0.65/ 0.75
	MIRROR			OFF /ON
	FLIP			OFF /ON
	D-ZOOM			1.0X~16.0X (1.0X)
	ACE			OFF /LOW/ MIDDLE/ HIGH
	DEFOG	OFF		
		ON	MODE	AUTO /MANUAL
			LEVEL	LOW/ MIDDLE / HIGH
	SHADING	OFF		
		ON	WEIGHT	0~100% (100%)

SETUP MENU	SUB MENU 1	SUB MENU 2	SUB MENU 3	VALUE
IMAGE	PRIVACY	BOX	OFF/ON	
			ZONE NUM	0~15
			ZONE DISP	OFF/ON
			H-POS	0~60
			V-POS	0~34
			H-SIZE	0~60
			V-SIZE	0~34
			Y LEVEL	0~20
			CB LEVEL	0~20
			CR LEVEL	0~20
			TRANS	0~3
		POLYGON	OFF/ON	
			ZONE NUM	0~7
			ZONE DISP	OFF/ON
			POS0-X ~POS3-X	0~120
			POS0-Y~POS3-Y	0~68
			Y LEVEL	0~20
			CB LEVEL	0~20
			CR LEVEL	0~20
			TRANS	0~3
MOTION	OFF			
	ON	DET WINDOW	WINDOW USE	0~3
			WINDOW ZONE	OFF/ON
			DET H-POS	0~60
			DET V-POS	0~34
			DET H-SIZE	0~60
			DET V-SIZE	0~34
		SENSITIVITY		0~10 (5)
SYSTEM	COMM	CAM ID		0 ~ 255 (1)
		BAUDRATE		2400,4800,9600,57600,115200
		CAM ID DISPLAY		OFF/ON
	OUTPUT	FRAME RATE	HD-SDI	1080_30p(25p), 720_30p(25p), 720_60p(50p), 1080_60i(50i)
			EX-SDI	1080_30p(25p), 720_30p(25p), 720_60p(50p), 1080_60i(50i), 1080_60p(50p)
		FREQ		50Hz(PAL) / 60Hz(NTSC)
		SDI MODE		HD-SDI / EX-SDI
		SDI OUT MODE	EX-SDI	135M(V2.0) / 135M+(V2.1) / 270M(V1.0)
			HD-SDI	Fixed [1.5G]
			1080p60(50)	Fixed [270M]
		ANALOG MODE		OFF / CVBS / HD_T / HD_C / HD_A
		CVBS OUT MODE		CUT / FULL
	LANGUAGE			ENG/ CHINESE/ CHINESE(S)/ JAPANESE/ KOR
	CAM TITLE	OFF		
		RIGHT UP		0 ~ 9, A ~ Z, blank
		LEFT DOWN		0 ~ 9, A ~ Z, blank
FACTORY DEFAULT				Reset to factory setting
EXIT				Exit SETUP menu